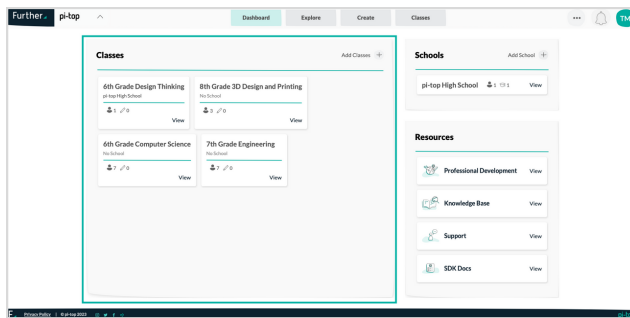


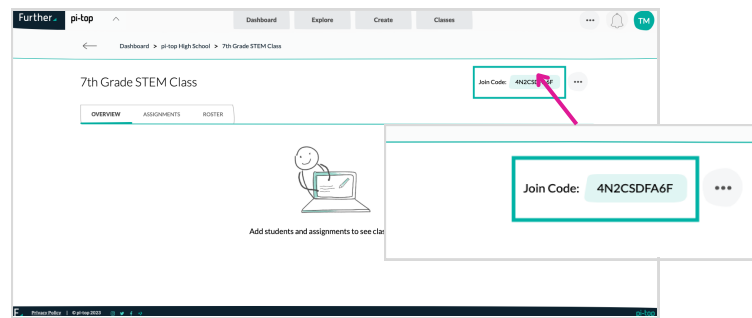
Instructions for Teachers and Students

Prefer students to self enroll in your class? Follow these instructions. Teachers or facilitators will complete the top steps, enrollees will complete the bottom 3 steps.

1) Log in and choose the class from the teacher dashboard.



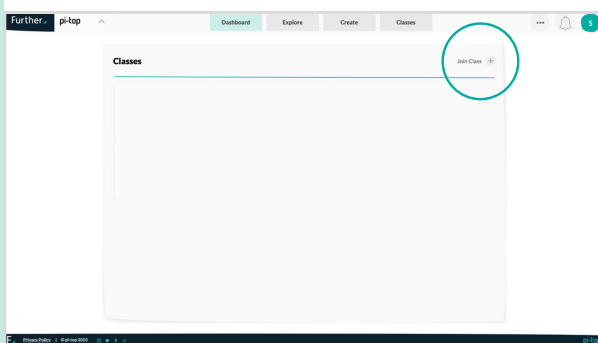
2) Locate the join code, in the right corner near the top.



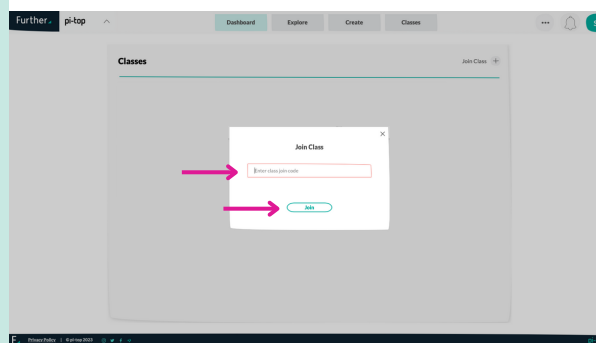
Be sure to provide students with your unique class code. (display it on the board, add it to your announcements, etc.)

Student - Enrollee Instructions

1) Log in and navigate to the student dashboard. Click Join Class.



2) Type in the class code from your teacher, click join.



Click on the class name to see your assignments!

